



**CAMBRIDGE**  
English

**Cambridge**

English Qualifications

# Pre A1 Starters, A1 Movers and A2 Flyers

Information for candidates  
and parents



# What's in this booklet?

Why choose Cambridge English Qualifications? >



About the exams >



Preparing >



Exam day >



After the exam >

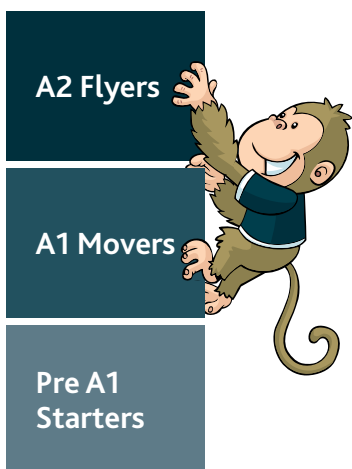


Next steps >





# Why choose Cambridge English Qualifications?




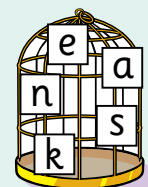
Pre A1 Starters, A1 Movers and A2 Flyers are three exams produced by Cambridge University Press and Assessment. They are part of a range of Cambridge English Qualifications. Each exam builds on the skills children develop at the previous level.

[Find out more about the exams](#)

Our exams are fun, colourful and activity-based, helping to motivate children to learn. Cambridge English Qualifications are based on real-life situations and help your child improve all four language skills – reading, writing, listening and speaking.



s n a k e



Our exams are designed to give confidence and reward what your child can do in English – nobody fails the exam. All children who take a Pre A1 Starters, A1 Movers and A2 Flyers exam will receive a certificate.

Children will be motivated to work towards certificates and earn 'shields' to record their progress.



Your child's school or local Cambridge English exam centre can give you all the information you need about registering your child for one of our exams, including entry costs and dates.

[Find a centre near you](#)

# About the exams

There are three parts to the exam: Reading and Writing, Listening, and Speaking.

Here are some examples of the activities your child will do in the exams:

## Reading

Children do tasks to show they can read and understand simple texts in English. In this example from Pre A1 Starters they show that they understand sentences describing a picture, by writing 'yes' or 'no'.

As children progress to A1 Movers and A2 Flyers, they learn to read and understand longer texts.



Examples  
There are two armchairs in the living room. .... YES .....

## Writing

In the Writing paper, colourful pictures make the activity fun and easy to understand. In this example, from A1 Movers, children write words and sentences to describe the picture.




Examples  
The dog is playing in some ..... water .....

## Listening

Listening activities are designed to show how well your child can understand simple English words and grammar. In this task from A2 Flyers, children tick the correct picture to show they have understood a conversation.

There are similar tasks in Pre A1 Starters and A1 Movers but children need to develop a wider vocabulary as they progress through the levels.

What is Frank doing?



A



B



C

## Speaking

Speaking tasks are fun and use colourful pictures – they don't feel like an exam. In this activity, from A1 Movers, children describe the difference between two pictures. Speaking examiners are specially trained to support and encourage your child to show what they can say in English.








## Progression across the levels

As your child learns more English they can progress to the next level of exam. This will show that they are better able to understand and communicate in English than before.

Look at these examples of activities from the Writing exam at each level:




Pre A1 Starters Part 5 Writing task	A1 Movers Part 6 Writing task	A2 Flyers Part 7 Writing task
 <p><b>Examples</b></p> <p>Where are the people?            in the <u>kitchen</u></p> <p>How many children are there?            <u>two</u></p> <p>Children look at three pictures that tell a story. They <b>write one-word answers</b> to questions about the pictures.</p>	 <p><b>Examples</b></p> <p>The man is carrying a <u>box</u> of oranges.</p> <p>What's the girl in the yellow sweater got?            <u>an ice cream</u>.</p> <p>Children <b>complete sentences, answer questions and write full sentences</b> about a picture.</p>	 <p>Children <b>write a story</b> based on three pictures. They write <b>20 or more words</b>.</p>

These examples show how each exam adds a little more challenge and helps children to demonstrate their developing skills.

[Download a sample paper for Pre A1 Starters, A1 Movers and A2 Flyers](#)

## Speaking exam videos

Watch our Speaking exam videos with your child so they can see how friendly the examiners are and so they know what to expect.

Pre A1 Starters >	A1 Movers >	A2 Flyers >
		

# Preparing

Your child's teacher will make sure that they are prepared and ready to do their best in their English exam.

Here are some free games and activities that help your child practise English at home in a fun and motivating way.

Children can play and learn by themselves (answers are included) – or you can play together as a family!



## Play English Adventures with Cambridge

Help your child to practise their English language skills in a fun, interactive way with our Minecraft world.

## Sing and Learn

Watch our series of free videos with subtitles – children can sing along and practise their vocabulary.



## Play Kahoot! games

Kahoots are fun, interactive games to help learners practise their English and build their language skills.

More free language activities at the right level for your child.

Pre-A1 Level >



A1 Level >



A2 Level >



Download **30 fun English learning activities** and encourage your child to do one each day!



There are **wordlists** which you can download as well as free picture books. Each book has fun activities to help your child to speak, read and write English, using words they will need for the exam. Answers are provided so children can try activities by themselves, or with the family.

**Pre A1 Starters picture book**

**A1 Movers picture book**

**A2 Flyers picture book**


Want more? **Buy our official Cambridge English preparation materials**



Information for parents >




Activities for children >



Games and social media >



Exams >





# Exam day

On the day of the exam, your child will probably be excited. Remember that the exam is designed to reward what your child can do in English and to be enjoyable – nobody fails the exam. You can support your child by making sure they understand the information below.



How long is the exam?

The Pre A1 Starters exam is 45 minutes, the A1 Movers exam is 1 hour and the A2 Flyers exam is 1 hour 15 minutes in total.



What if I don't understand the examiner or the recording?

The examiner will repeat and show you what to do in the Speaking exam. In the Listening exam, you'll hear each recording twice.




Am I allowed to ask questions if I don't understand?

In Reading and Writing, raise your hand and someone will help you. In the Speaking test, you can ask the examiner. You must not ask questions during the Listening test.



What if I don't know the answer to a question in the Reading and Writing exam?

Don't panic! It's better to write an answer and try, than to write nothing.



I know I have to colour in the Listening exam, but I'm not very good at this. Will I lose marks?

Don't worry! You just have to find the right part of the picture and use the right colour!





**What can I do to support my child on exam day?**

**Keep calm on the exam morning. And prepare a healthy breakfast as usual!**

**Tell your child how excited and proud you are of them.**

**Remind them that the exam is colourful and fun and will help them to show you how much they know in English.**

**Tell your child that the exam will have the same types of questions as the practice exams that they do in class, so there will be no surprises.**




# After the exam

The hard work is done! The first thing you will receive is a Statement of Results for your child, which you can access online.

Your child's Statement of Results is personalised, and includes:

- information on their strengths and what they can do in English
- areas for improvement
- ideas on how to improve.



**Shields**

**Strengths**

**Things to work on**

**How to improve**

Your child will have a separate score for each part of the exam: Speaking, Listening, and Reading and Writing.

This helps you see their achievement in different skills and identify areas for further improvement as they continue to learn English. On the Statement of Results there are also practical suggestions to help your child to progress further.


[Download an example Statement of Results for Pre A1 Starters](#)


## Certificate

Your child will receive a Cambridge English certificate to show what they can do in English. The certificate will be sent by post.

Remember, there is no pass or fail in Pre A1 Starters, A1 Movers and A2 Flyers. All children receive a certificate which shows how many shields they received in each skill (speaking, listening, reading and writing). The maximum score is five shields for each skill.


Find out more about results for [Pre A1 Starters](#), [A1 Movers](#) and [A2 Flyers](#).





Contact your child's school or the exam centre to find out when your child's certificate will arrive.

[Find a centre near you](#)



If a child has achieved four or five shields in each skill, they are ready to start preparing for the next Cambridge English exam.



# Next steps

Cambridge English Qualifications are for every stage in learning English. Pre A1 Starters, A1 Movers and A2 Flyers exams are just the first steps. A2 Key for Schools is at Level A2, like A2 Flyers, but it is for slightly older learners. It helps to consolidate what learners do in A2 Flyers and prepares them for higher level exams. The next exams are B1 Preliminary for Schools and B2 First for Schools, then learners can go on to take C1 Advanced and C2 Proficiency.


[Find out more about Cambridge English Qualifications](#)



“

‘I’ve taken the Pre A1 Starters and A1 Movers exams and won many little shields. My English has become better and better, and I love Cambridge English!’

**Huang Yaozu**  
Dongguan Nancheng Mingshiyuan  
Training School, China



Pre A1 Starters

A1 Movers

A2 Flyers

A2 Key for  
Schools

B1 Preliminary for Schools

B2 First for Schools

C1  
Advanced

C2  
Proficiency



# Where your world grows

We believe that English can unlock a lifetime of experiences and, together with teachers and our partners, we help people to learn and confidently prove their skills to the world.

[cambridge.org/english](https://cambridge.org/english)



This document was initially designed for print and as such does not reach accessibility standard WCAG 2.1 in a number of ways including missing text alternatives and missing document structure.

If you need this document in a different format contact [BrandAdmin.C@cambridgeenglish.org](mailto:BrandAdmin.C@cambridgeenglish.org) telling us your name, email address and requirements and we will respond within 15 working days.