

A1 Movers Reading and Writing Part 1

Description

This lesson plan has been designed to help students prepare for A1 Movers Reading and Writing Part 1. This lesson plan can be delivered face to face or online. The 'online options' column gives teachers ideas about how the stages could be adapted for teaching online.

In this lesson students develop confidence identifying places, people and objects. They do this by reading written descriptions before constructing their own. Further practice is provided with an A1 Movers Reading and Writing Part 1 task.

*Note to teachers: The vocabulary and descriptions included in this lesson plan are from **A1 Movers Reading and Writing Sample paper, volume 1**.*

Time required: 40 – 60 minutes

Materials required:

- Flashcards
- Handout 1 – Wordsearch
- Handout 2 (A/B) – Crossword
- A1 Movers Reading and Writing Part 1 (pages 42 & 43)
<https://www.cambridgeenglish.org/Images/423014-cambridge-english-young-learners-sample-papers-2018-volume-2.pdf>

Aims:

- To review A1 Movers vocabulary
- To help students identify places, people and objects from a written description.



Procedure:

Lesson Stages	Online options
<p>Welcome</p> <p>Greet students and demonstrate a memory name game:</p> <p>Saying “Hello, I’m [your name] + [another word starting with your initial], what’s your name?”</p> <p>For example, “Hello, I’m Anna Apple, what’s your name?”</p> <p>Prompt a confident student to reply “Hello Anna Apple, I’m [name] + [another word starting with their initial], before asking another student what their name is.</p> <p>Repeat with all students, encourage them to help each other if they forget or cannot think of a word. Make light of any mistakes.</p>	<p>Ask your students to do this by turning their microphones on.</p>

<p>Vocabulary challenge</p> <p>Put students into groups.</p> <p>Cover <u>Flashcards</u> with a sheet of paper, then when holding them up (so all students can see them) slowly move the covering sheet of paper to reveal a small part of a flashcard image. Ask students to guess what the picture is.</p> <p>Award points to the first group to guess correctly, repeat with the other flashcard pictures.</p>	<p>Use your platform's whiteboard to display the picture – and a drawing object to cover it.</p> <p>Otherwise, print <u>Flashcards</u> and use another sheet of paper to do this stage over your webcam</p>
<p>Finding and matching words</p> <p>Give out <u>Handout 1</u>. Set a time limit for students to find vocabulary within the wordsearch.</p> <p>Check answers and ask students to complete Part 2 of <u>Handout 1</u>.</p> <p>Check answers by pointing to a picture and:</p> <ul style="list-style-type: none"> - asking for the name - asking if it is a <i>person/job, a place or a thing</i> - asking how it is different to other jobs / places / things 	<p>Share <u>Handout 1</u> with students' parents before the lesson, so they can print and provide copies of the worksheets.</p> <p>Alternatively display the wordsearch on a collaborative whiteboard (for example, https://jamboard.google.com/) and allow students to complete the wordsearch collaboratively.</p> <p>Complete Part 2 by displaying the images on your platform's whiteboard and asking students to type the pictured words in the chat.</p>
<p>Board slaps (reading race)</p> <p>Stick <u>Flashcards</u> on your whiteboard or on an area of classroom where all students can reach them.</p> <p>Put students into groups and choose one student from each group to come to the flashcards (try to choose students with a similar level of English).</p> <p>Slowly write a description of one of the flashcard images. For example, "It's a place with lots of cars and tall buildings." Prompt students to slap the image being described (a city) as soon as they can identify it. The first group to get it right wins a point.</p> <p>Repeat with other flashcard images before congratulating winners.</p> <p>Additional Movers flashcards can be accessed at: https://www.cambridgeenglish.org/Images/462126-cambridge-english-movers-yle-movers-flashcard-activities-for-teachers.zip</p>	<p>Display the flashcard images wordsearch on a collaborative whiteboard (for example, https://jamboard.google.com/). Put students into teams, giving each a different colour.</p> <p>Students race to circle the picture you describe, winning a point for their team. Repeat with other pictures.</p>
<p>Making a crossword</p> <p>Split the class into two groups, A and B. Give a copy of <u>Handout 2 - Group A</u> to one group and <u>Handout 2 - Group B</u> to the other.</p> <p>Tell students you will now do a different kind of word game: a crossword. Explain this is an unusual crossword because they</p>	<p>Share handouts with parents, or students through your platform before the lesson.</p> <p>If students are unable to write on printed handouts, ask them</p>

<p>must unjumble the clues first and then write answers to their partner's clues.</p> <p>Do an example together, demonstrating how to unjumble the words to make a crossword clue.</p> <p>Allow students to individually unjumble the crossword clues, before checking and sharing them with students from the same group. Quickly check that everyone's clues are OK.</p>	<p>to look at a copy on their screen while writing answers in a notebook.</p>
<p>Doing a crossword</p> <p>Make new groups that include Group A and Group B students.</p> <p>Students take turns to share their crossword clues with their group mates, who listen and write the answers on their copy of <u>Handout 2</u>.</p> <p>Check answers.</p>	<p>If you are able to safely manage breakout rooms, use them for this stage, so students can share crossword clues and discuss answers.</p> <p>Otherwise take turns choosing a student from each group to share a crossword clue with the whole group.</p>
<p>Exam practice (optional extension/homework task)</p> <p>For further practice, give students a copy of the A1 Movers Reading and Writing Part 1 sample paper (pages 42 & 43, from https://www.cambridgeenglish.org/Images/423014-cambridge-english-young-learners-sample-papers-2018-volume-2.pdf)</p> <p>Ask students to complete the task, before comparing answers with a partner.</p>	<p>This activity can be completed individually – either during the class or as homework.</p>

Flashcards



Handout 1 | Wordsearch

1) Find the words

band

city

driver

field

nurse

island

parrot





sandwich






tea

tiger


P	A	R	R	O	T	N	I	E	C	T	A	A	R
E	D	L	S	I	R	U	A	C	C	N	I	A	R
W	T	R	T	E	R	R	T	T	D	N	R	I	E
R	N	A	S	S	H	S	V	E	I	A	R	E	R
D	R	F	U	E	I	E	B	A	N	D	C	S	D
S	G	Y	I	S	A	N	D	W	I	C	H	N	S
T	R	R	S	R	C	F	R	T	C	I	I	U	D
I	R	N	L	I	I	I	A	R	N	R	S	T	D
G	W	N	A	R	T	E	R	C	I	U	V	T	A
E	S	T	N	I	Y	L	V	N	P	D	N	E	S
R	G	R	D	R	C	D	N	E	A	D	A	I	D
E	T	I	D	R	I	V	E	R	D	C	D	D	D
I	C	L	A	S	D	R	T	E	A	D	I	V	C
A	C	D	T	C	S	D	A	R	I	A	L	N	R

2) Write the word under the picture

				
tiger				


Handout 2 – Group A | Crossword



“Across” words

	Mixed-up clue	Clue
2	milk or lemon / Some people put / in this drink.	
4	on the bus. / helps you get to school / This person	
6	to make this. / You can put cheese or meat / between bread	
8	colourful feathers / and can talk. / This bird has	
11	often see vegetable plants. / where you / This is part of a farm	

Handout 2 – Group B | Crossword



“Down” words

	Mixed-up clue	Clue
1	or play guitars. / sometimes sing / The people in this	
3	who helps you / A person / learn English.	
5	This is / with water on all sides. / a place	
7	who aren't well / This person helps people / in hospital.	
9	This animal is a / black cat. / big orange and	
10	buses and people / There are lots of cars, / in this busy place.	

Answers

Handout 1 | Wordsearch


1) Find the words

- band
- city
- driver
- field
- nurse
- island
- parrot
- sandwich
- tea
- tiger

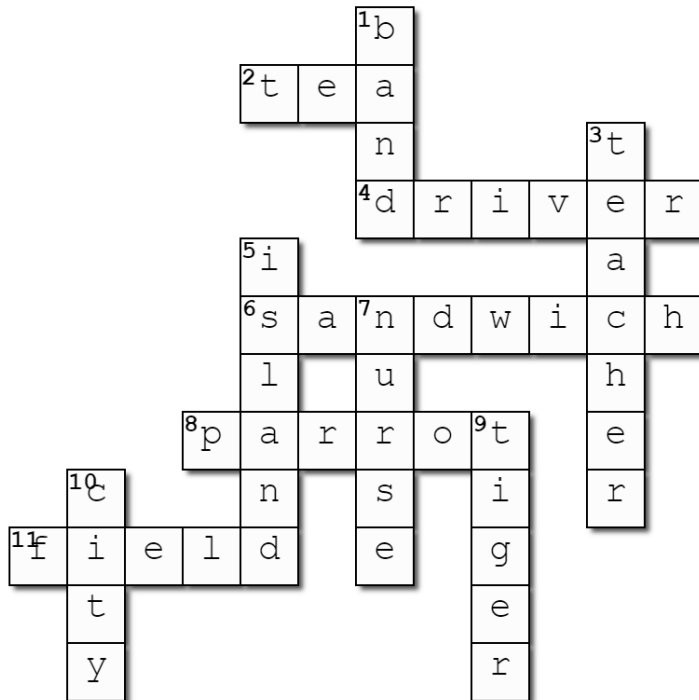
P	A	R	R	O	T	N	I	E	C	T	A	A	R
E	D	L	S	I	R	U	A	C	C	N	I	A	R
W	T	R	T	E	R	R	T	T	D	N	R	I	E
R	N	A	S	S	H	S	V	E	I	A	R	E	R
D	R	F	U	E	I	E	B	A	N	D	C	S	D
S	G	Y	I	S	A	N	D	W	I	C	H	N	S
T	R	R	S	R	C	F	R	T	C	I	I	U	D
I	R	N	L	I	I	I	A	R	N	R	S	T	D
G	W	N	A	R	T	E	R	C	I	U	V	T	A
E	S	T	N	I	Y	L	V	N	P	D	N	E	S
R	G	R	D	R	C	D	N	E	A	D	A	I	D
E	T	I	D	R	I	V	E	R	D	C	D	D	D
I	C	L	A	S	D	R	T	E	A	D	I	V	C
A	C	D	T	C	S	D	A	R	I	A	L	N	R

2) Write the word under the picture

				
tiger	sandwich	island	driver	parrot

				
band	tea	city	field	nurse

Handout 2 | Crossword



Across

- 2** Some people put milk or lemon in this drink.
- 4** This person helps you get to school on the bus.
- 6** You can put cheese or meat between bread to make this.
- 8** This bird has colourful feathers and can talk.
- 11** This is part of a farm where you often see vegetable plants.

Down

- 1** The people in this sometimes sing or play guitars.
- 3** A person who helps you learn English.
- 5** This is a place with water on all sides.
- 7** This person helps people who aren't well in hospital.
- 9** This animal is a big orange and black cat.
- 10** There are lots of cars, buses and people in this busy place.