

Prepare for exam success: A2 Key for Schools self-access learning

Reading

Summary


1. Practise making notes in English
2. Read and answer multiple choice questions
3. Find things you read in English
4. Write or talk about what you found
5. Create an English-reading treasure hunt

Getting started

The pictures show different things you can read. Write the words next to the correct pictures.

text message	recipe	food label	ticket
instructions	article	menu	sign

1



2



¹ Image courtesy of <https://unsplash.com/photos/vE1As8YoJR>s

² Image courtesy of <https://unsplash.com/photos/5-tl8DLvYA4>

3



4



5



6




³ Image courtesy of <https://unsplash.com/photos/AvqpdLRjABs>

⁴ Image courtesy of <https://unsplash.com/photos/wsgp7WsiwCM>

⁵ Image courtesy of <https://unsplash.com/photos/15wlddvL5dU>

⁶ Image courtesy of <https://unsplash.com/photos/mnypcmLnXE0>

7



8



Check your answers with the **Answer Key**.

Make sure you know how to say these words.

How to...improve your pronunciation

1. **Listen:** Type words from the Getting Started exercise in the **Cambridge online dictionary** and listen to the pronunciation.

or

Type the words from the Getting Started exercise into **forvo.com** Listen to people with different English accents saying the same word.

2. **Practise:** Say the words. You can do this with a friend or family member, if you like.
3. **Record:** Record yourself on a phone, laptop, tablet or online voice recorder.
4. **Compare:** Listen to your recording. Do you sound similar to the examples in (1)?
5. **Keep trying** until you are happy with the way you say a word.



Remember – you don't have to sound perfect!

⁷ Image courtesy of <https://unsplash.com/photos/f4gQ-dJ0yo8>

⁸ Image courtesy of <https://unsplash.com/photos/NVRRZ5pxX4Q>

Task: think about it

Think about these questions.

- What do **you** read?
- What do you read in your language?
- What do you read in English?
- What do you read in other languages?

Make notes about your answers.



How to... make notes in English

1. **Think** about your answers to the questions.
2. **Write** important words from your answers next to each question.

You can write your notes:

- in a notebook
- on a phone
- on a laptop or tablet.

Don't write sentences! Sentences aren't notes



Task: Speaking practice

How to... practise speaking

Practise by yourself:

- **Think** about your answers to the questions first.
- **Practise** saying your answers.
- **Record** yourself giving short answers to the questions on a phone or laptop or tablet.
- **Listen** to your recording.

⁹Practise with a friend or family member at home or on the phone:

1. **Think** about your answers to the questions.
2. **Practise** saying the answers.
3. **Practise** asking and answering the questions with a friend or family member.

⁹ Image courtesy of <https://unsplash.com/photos/LgdDeuBcgIY>

A2 Key for Schools Reading Part 1: Multiple choice

How to... answer multiple choice questions in reading exams

- Read the question carefully.
- Read the text. Underline important words.
- Read answer A. Underline key words.
- Read answers B and C. Look at the text each time to see which is the right answer.
- Choose one option: A, B or C.
- If you're not sure which is right, read the text and answers again.
- Don't spend a lot of time on this part of the exam!

¹⁰Example

Choose the correct answer.

1

For Sale
Women's bicycle (small)
11 years old - needs new tyres
 Phone Debbie
 - 0794587454



- A** The bicycle that's for sale was built for a child.
- B** Some parts of the bicycle must be changed.
- C** Debbie is selling the bike because she's too big for it now.

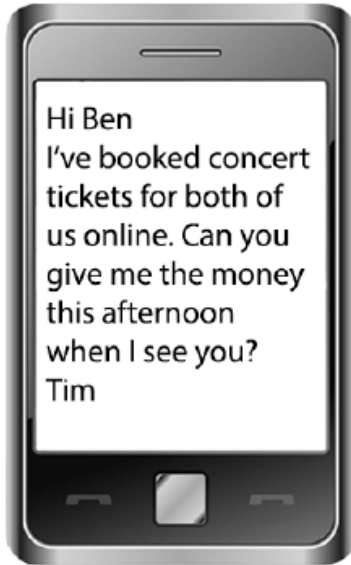
The correct answer is B, because:

Needs new tyres = some parts of the bicycle must be changed

Now you try and do the questions below.

¹¹For each question (2-6) choose the correct answer.

2



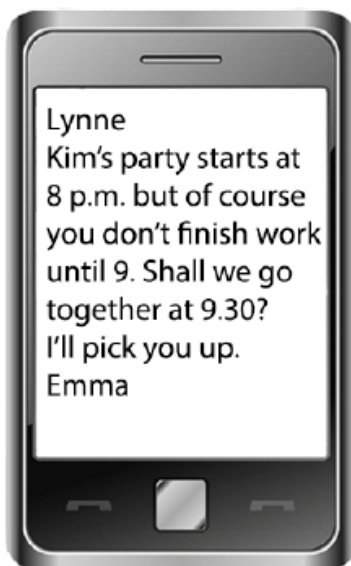
- A Tim thinks Ben should look on the concert website.
- B Tim hopes that Ben will be able to come with him.
- C Tim wants to know if Ben can pay him back today.

3



- A You get into the park by going this way.
- B It is more expensive to go here alone.
- C You will have fun if you come with friends.

4



- A Emma knows that Lynne can't be at the party when it starts.
- B Emma wants to go to the party a bit later than Lynne.
- C Emma wants to go out with Lynne but not to the party.

5



- A The ice cream shop is open for only 2 hours.
- B Two ice creams will cost the same as one.
- C You can get free ice creams all afternoon.

6



Why did Sophie write this message?

- A to check if Anna has completed her homework
- B to let Anna know what they did in class today
- C to ask Anna to contact her about the homework

Check your answers with the **Answer Key**. Compare the words you underlined to the explanation.

Task: English around me

1. Find examples of English in your home or neighbourhood. Use the examples in **Getting started** to help you.
2. Keep a record of what you find. You could:
 - take photos
 - make notes – what it is, where you found it
 - make voice notes.
3. Use your notes and/or photos to create a booklet, PowerPoint or video about the English you see around you.

Task: Share your findings

Share what you create in the **English around me** task with a friend or family member. Choose Option 1 or Option 2.

¹²Option 1: Practise speaking

You can talk about:

- the texts you found in English
- where you found them
- what surprised you
- what you liked/didn't like about this activity.

Use the tips in the **How to... practise speaking** box.



¹³Option 2: Practise writing



1. You can write about:

- the texts you found in English
- where you found them
- what surprised you
- what you liked/didn't like about this activity.

Show your writing to a family member, or send them your writing by email or text message.

Task: English reading treasure hunt

You are going to create a treasure hunt for your friend or family member.

1. Choose some English texts for them to find. You could choose things you found in *English around me*.

Decide how many points they will get for finding each item. **Example:**

English book	10 points	(easy to find)
English sign	50 points	(difficult to find)

2. Send your challenge to a friend. You could ask them to:
 - tell you how many points they got
 - send you photos of the things they found.

¹² Image courtesy of <https://pixabay.com/photos/people-female-girl-long-hair-woman-5231919/>

¹³ Image courtesy of <https://pixabay.com/photos/journal-write-blank-pages-notes-2850091/>

14 Reflect: Self-assessment

Read the summary for this lesson. Tick (✓) the number that shows how you feel (3 = confident; 2 = OK; 1 = not confident)

	3	2	1
Practise making notes in English			
Read and answer multiple choice questions			
Find things you read in English			
Write or talk about what you found			
Create an English-reading treasure hunt			

Keep learning

There are lots of ways to keep learning. Choose one.

- Read short stories or articles that interest you on **breakingnewsenglish.com/** (choose level 1).
- Practise making notes about things you read (e.g. important points, or what you think about the text).
- Talk to a friend or family member about what you read (e.g. what you liked or didn't like).
- Create other English-reading challenges for your friends or family members.
- Do another multiple-choice reading task:
 - Read about a teacher
 - Read about a camping trip
 - Read about 'My house'

How to...make an action plan

1. Decide:
 - what you will do first
 - when you will do it
 - what help you need.
2. Tell a friend or family member about your plan!



Good luck and keep learning!

¹⁴ Image courtesy of <https://unsplash.com/photos/4-4WPFLVhAY>

Answer key

Getting started - answers

1. text message	2. menu
3. sign	4. food label
5. instructions	6. ticket
7. recipe	8. article

Part 1 Reading task: multiple choice - answers

Question	Answer	Explanation
1	B	Needs new tyres
2	C	Can you give me the money this afternoon?
3	B	Half-price tickets for groups of 12 or more (= going alone costs full price)
4	A	Of course you don't finish work until 9
5	B	Buy one, get one free!
6	C	Don't forget about the history project we're working on together...Call me!