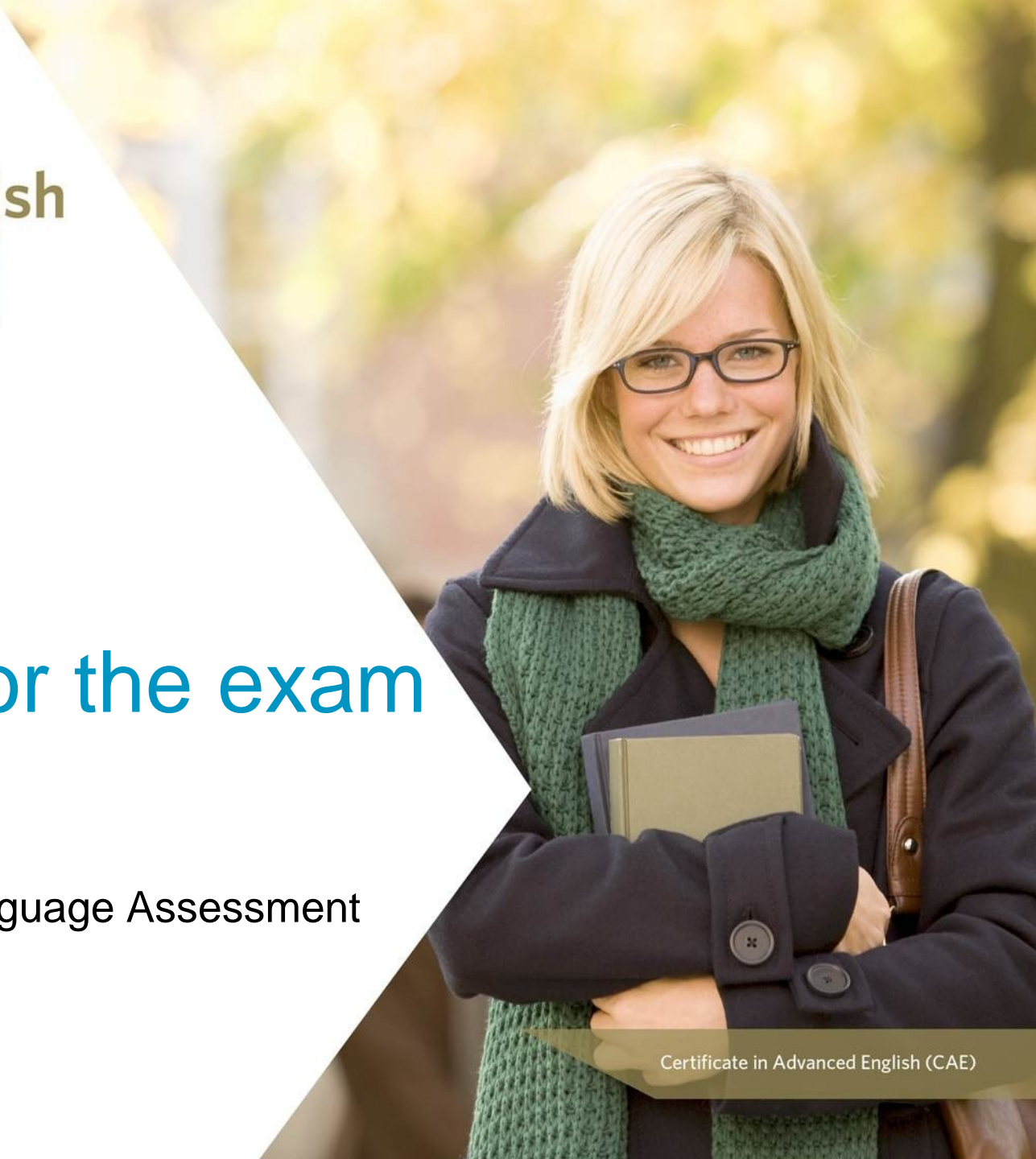


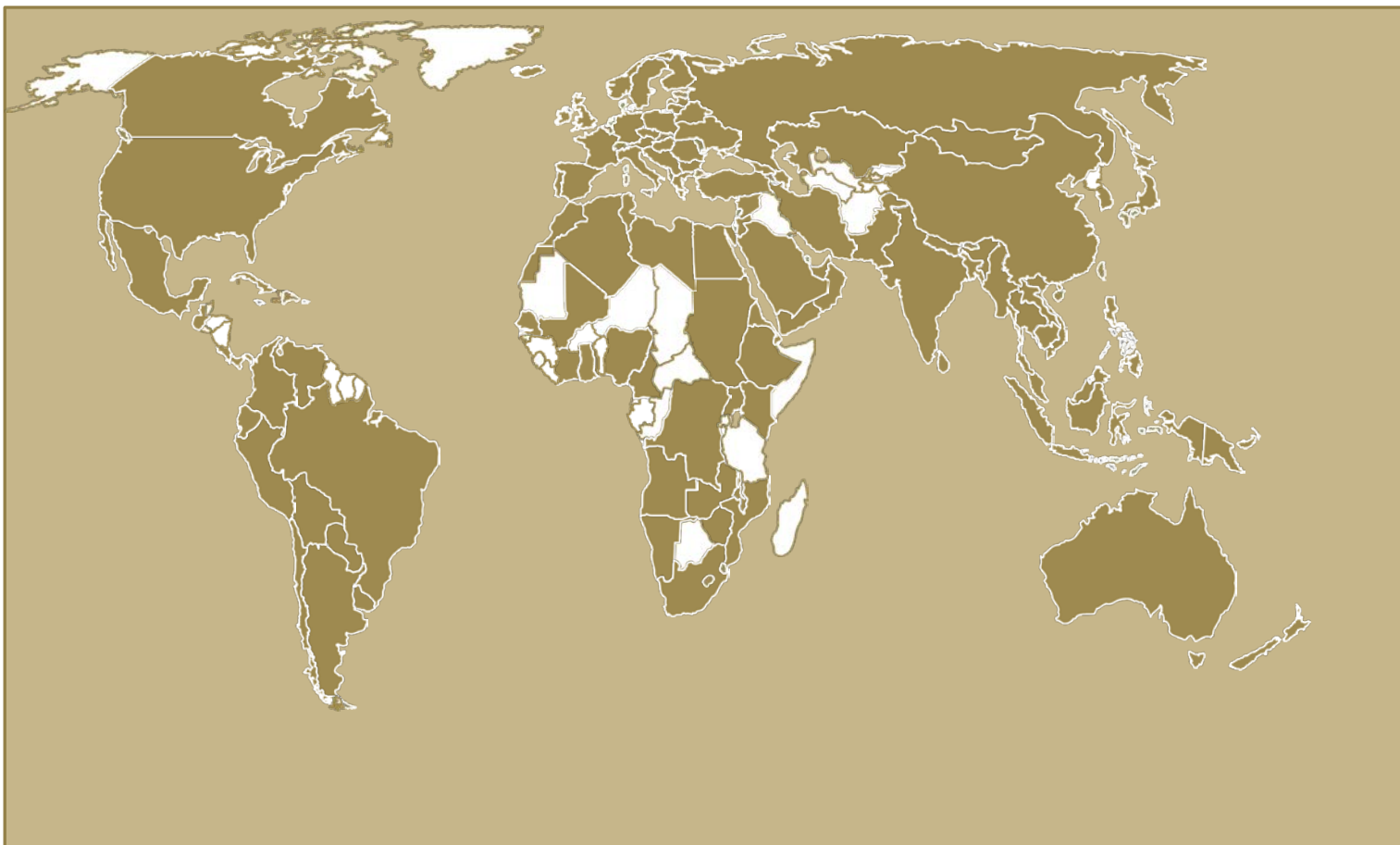
Cambridge English Advanced

Get ready for the exam

Jessica Cox
Cambridge English Language Assessment



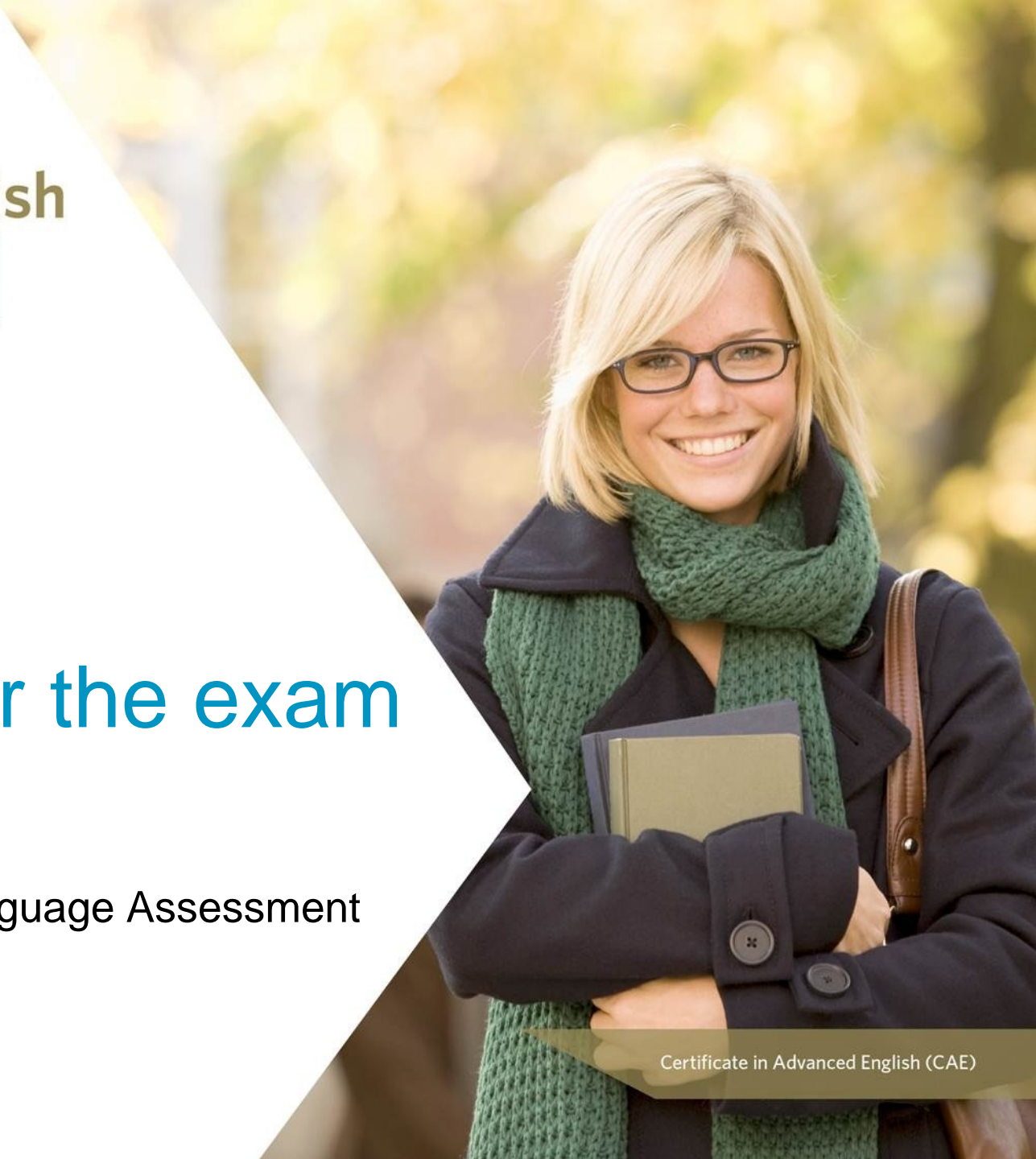
Where are you?



Cambridge English Advanced

Get ready for the exam

Jessica Cox
Cambridge English Language Assessment



 Why **Cambridge English: Advanced**?

 Develop high-level language skills

 What's in the exam

 Practice materials

 Learning tips

 English quizzes

 What to expect on exam day

 Understanding your results

 **Q&A** session

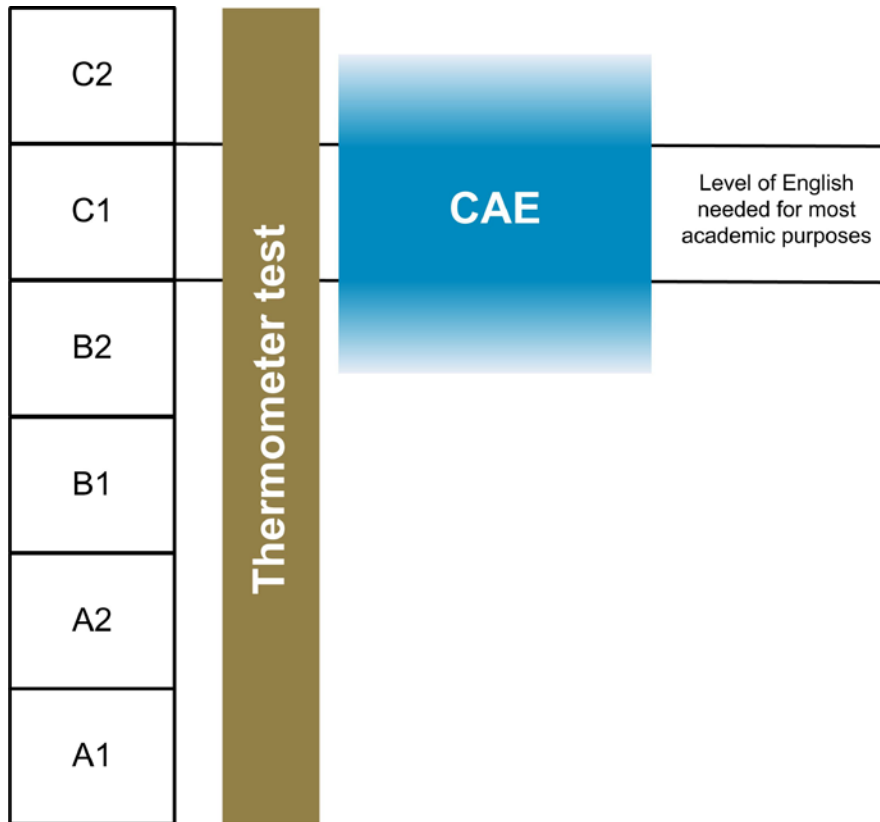
When are you taking your CAE exam?

- a. In November this year
- b. In December this year
- c. Next year
- d. I haven't registered yet

Why Cambridge English: Advanced?

High-quality, secure international English
language exam ideal for study and work
purposes

More than just a snapshot of English skills



- Focused on the high level needed for university study
- An in-depth assessment

- ✓ **Prove** to colleges and **universities** that you have the right levels of language ability to study in English in the UK, Australia, Canada, the US and beyond
- ✓ Help you **apply for visas** to work or study in countries such as the **UK** and **Australia**
- ✓ Show employers that you can use English in **demanding international business situations**

A photograph of two young women sitting at a table in a bright, modern library or classroom. The woman on the right is smiling and holding a red pencil, looking towards the woman on the left. The woman on the left is wearing a purple shirt and has her hair in a ponytail. They are surrounded by books and papers. The background is blurred, showing other people and large windows.

Accepted by **over 3,500** universities,
employers and governments globally

www.cambridgeenglish.org/recognition

Develop high-level English skills

Preparing for the exam helps you develop the English skills you need for success...

1

Focused at an advanced level – the **right** level for university study

2

Improves your **knowledge of grammar and vocabulary**, as well as the four core skills

3

Content is based on **realistic tasks and situations**

4

Preparation classes are focused at an **advanced level**

Are you studying English at the moment?

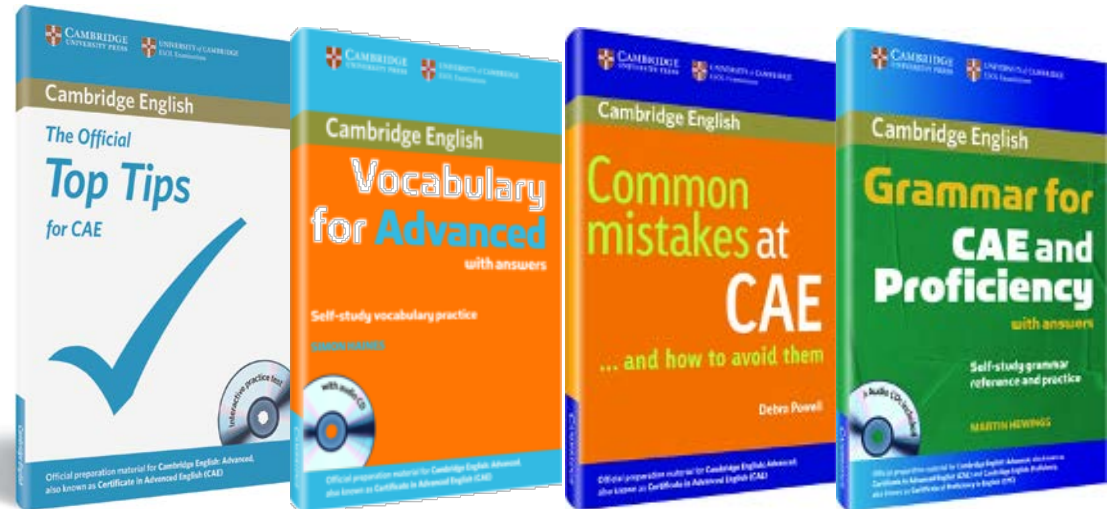


- a. Yes, I'm attending English classes
- b. Yes, I'm studying by myself
- c. No

About the exam

1	Reading - 1 hour 15 minutes
2	Writing - 1 hour 30 minutes
3	Use of English - 1 hour
4	Listening - 40 minutes
5	Speaking - 15 minutes


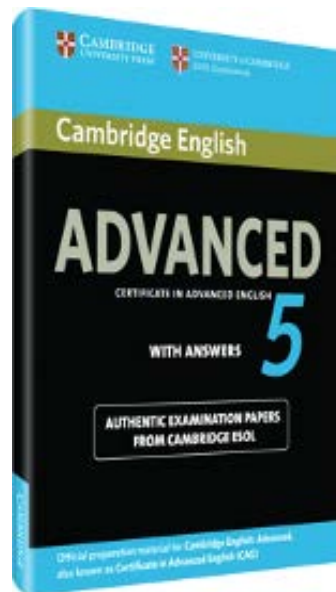
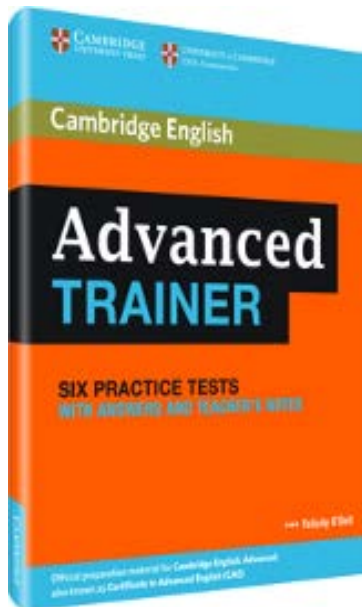
Practice materials

Official preparation materials from
Cambridge English Language Assessment and Cambridge University Press



www.cambridgeenglish.org/advanced/prepare

Official preparation materials from
Cambridge English Language Assessment and Cambridge University Press



www.cambridgeenglish.org/advanced/prepare

Official preparation materials from
Cambridge English Language Assessment and Cambridge University Press

The screenshot shows the website for Cambridge English Advanced Online Speaking Practice. At the top left is the University of Cambridge ESOL Examinations logo. The main heading is "Online Speaking Practice Cambridge English Advanced" with a quote icon. Below this is a navigation menu with "Home", "About us", "Info for students", "Info for teachers", and "Log in". A central banner features a video player with a play button and a progress bar showing 01:05. Text below the video says "Prepare with the only official Online Speaking Practice" and "Experience a real Cambridge ESOL examiner asking you questions. Get authentic, interactive preparation for your Speaking test." To the right of the video, there are sections for "Students" and "Teachers" with bullet points describing the benefits. Below these are "More information" and "Buy now" buttons. At the bottom, there is a row of six icons labeled "Learn", "Watch", "Record", "Compare", "Practise", "Share", and "Feel". The footer includes social media icons, a list of links (Cookies, Technical requirements, Terms and conditions, Data protection, Accessibility statement, FAQs, Site map), and the text "Created by Cambridge ESOL in conjunction with Learnosity" with the Learnosity logo.



<http://cambridgeapps.org/exams/cae-test.html>

<http://caespeaking.cambridgeesol.org>

How often do you visit social media sites?

- a. Every day
- b. About three times a week
- c. Once a week
- d. Once a month
- e. Never

Cambridge English Advanced

Well supported

CAMBRIDGE ENGLISH
Language Assessment
Part of the University of Cambridge

Cambridge English Advanced

Cambridge English: Advanced (CAE)
197,731 likes · 6,493 talking about this · 98 were here

Update Page Info ⓘ * ▾

Education
English for high achievers in the academic and professional world.

About

Photos

Preparation

My CAE story

FAQs

Videos

Share your story

Map

Our policy

Education Agents

197k

Likes

Policy

Education Agents



Find us on
Facebook

“This group is very useful for all those who are studying for CAE – thank you so much. I follow you every day!”

“I try your exercises every day – they are very useful to improve my English.”

www.facebook.com/CambridgeCAE

The image is a screenshot of a YouTube video player. At the top left, the YouTube logo is visible with 'GB' next to it. A search bar and an 'Upload' button are on the top right. Below the logo is a 'GUIDE' menu icon. The video title is 'Learning' by 'cambridgeenglishtv'. The video content shows five cartoon characters in a circle, each with a speech bubble. The video player controls at the bottom show a play button, a volume icon, a progress bar at 0:25 / 2:33, and icons for settings, full screen, and a share icon. Below the video player, the video title 'English Language Learning Tips - Speaking Test Advanced' is displayed. To the left of the title is the 'Cambridge English' channel logo. To the right of the title, it says 'cambridgeenglishtv · 64 videos' and '14,256' views. Below the title, there is a 'Subscribe' button with '4,881' subscribers, and a 'Like' button with '46' likes and '0' dislikes. At the bottom, there are tabs for 'About', 'Share', 'Add to', and a flag icon. The video description at the bottom reads: 'Published on Mar 14, 2012 English language learning tips from Cambridge English Language Assessment.'

Learning tips



Reading Tip

Practise your reading skills by reading a wide range of materials, such as books, newspapers, magazines and reports. Make a note of any useful expressions from the text.

Writing Tip



Practise your writing skills by completing timed essays. Always check after completing a task that you've addressed the question fully and no important details are missing.

Listening Tip



To practise your listening skills, listen to the radio or podcasts in English, Skype with English speaking friends, listen to music and watch movies in English.

Are English language TV shows dubbed in your country?

- a. Yes
- b. No
- c. Sometimes

Speaking Tip



Practise speaking in English whenever you can. Speak English to friends or teachers, join an English speaking club and learn from English-speaking movies or television.

English quizzes

Prepositions

	about	after	for	of	on
agree	✓				✓

Question one:

	about	after	for	of	on
agree	✓				✓
ask					

Here are the answers:

	about	after	for	of	on
agree	✓				✓
ask	✓	✓	✓	✓	

Question two:

	about	after	for	of	on
agree	✓				✓
ask	✓	✓	✓	✓	
care					

Here are the answers:

	about	after	for	of	on
agree	✓				✓
ask	✓	✓	✓	✓	
care	✓		✓		

Question three:

	about	after	for	of	on
agree	✓				✓
ask	✓	✓	✓	✓	
care	✓		✓		
know					

Here are the answers:

	about	after	for	of	on
agree	✓				✓
ask	✓	✓	✓	✓	
care	✓		✓		
know	✓			✓	

Which preposition does not fit?

Question one:

Professor Smith is talking **on/of/about** the behaviour of chimpanzees this Friday.

- a. on
- b. of
- c. about

Which preposition does not fit?

Answer:

The preposition in red doesn't fit:

Professor Smith is talking **on/of/about** the behaviour of chimpanzees this Friday.

Which preposition does not fit?

Question two:

I'm calling to ask **after/about/of** Mrs Johnson on Ward 7. I hope she's making a speedy recovery.

- a. after
- b. about
- c. of

Which preposition does not fit?

Answer:

The preposition in red doesn't fit:

I'm calling to ask **after/about/of** Mrs Johnson on Ward 7. I hope she's making a speedy recovery.

Which preposition does not fit?

Question three:

I didn't know **about/of/with** your passion for model trains. You surprise me!

- a. about
- b. of
- c. with

Which preposition does not fit?

Answer:

The preposition in red doesn't fit:

I didn't know **about/of/with** your passion for model trains. You surprise me!

Add the missing colour to complete these idioms:

1. He argued his point until he was ____ in the face.

Add the missing colour to complete these idioms:

1. He argued his point until he was **blue** in the face.

Add the missing colour to complete these idioms:

1. He argued his point until he was **blue** in the face.
2. We went out with all our friends from college last night. We had a great time and really painted the town _____.

Add the missing colour to complete these idioms:

1. He argued his point until he was **blue** in the face.
2. We went out with all our friends from college last night. We had a great time and really painted the town **red**.

Add the missing colour to complete these idioms

1. He argued his point until he was **blue** in the face.
2. We went out with all our friends from college last night. We had a great time and really painted the town **red**.
3. Tom didn't like that I won first prize. I could see he was _____ with envy.

Here are the answers:

1. He argued his point until he was **blue** in the face.
2. We went out with all our friends from college last night. We had a great time and really painted the town **red**.
3. Tom didn't like that I won first prize. I could see he was **green** with envy.

What to expect on exam day

Exam day tips: Cambridge English *paper-based* exams

Here are some tips so you know what to expect on the exam day. These tips are for your written, paper-based exams (not including the Speaking test or Young Learner exams). For more information, go to www.CambridgeESOL.org

1



Before the exam

Check the date, time and address of your exam. Your centre will send you this information. If you have any questions, contact your centre before the exam day.

Remember to check how long it will take you to travel to the exam, especially if your exam is at a weekend or on a holiday.

Get to the exam early! Follow the direction signs to find the exam room or go to the reception of the building and ask for directions.

2



Things to bring to the exam

Bring your identification, for example a passport. It must be an original (not a copy) and must have a photo of you.

Bring pens and pencils. Your centre will also give you pens and pencils if you need them.

You cannot have a bag at your desk, your centre will show you where to put any bags you have.

Do not bring food or drink to your desk in the exam room (except a bottle of water).

You cannot bring your phone or any other electronic devices to your desk in the exam. Your centre will tell you where to put them during the exam.

3



During the exam

Do not bring bags, phones, etc. to your desk.

Listen carefully to the instructions which the invigilator will read out.

Do not talk to other people, or try to see what they are writing.

Make sure you follow the exam instructions. If you have any questions, need help or want to leave the room, **raise your hand to ask for help.**

There will be a clock in the exam room to help you with your timing.

If you are doing a Listening test, check that you can hear the test properly. Raise your hand immediately if you cannot hear the recording.

4



At the end of each paper

At the end of each paper (e.g. the Writing paper, the Reading paper, etc.), the invigilator will tell you to stop writing. **Stop immediately.**

Give all papers to the invigilator, including question papers answer sheets, rough paper, etc.

Always **stay in your seat** until the invigilator gives you permission to leave the room.

If you have any questions or problems, **tell the invigilator immediately.**

Good luck with your exam!

Your results

**EVERY CANDIDATE WHO SUCCESSFULLY TAKES THE EXAM
RECEIVES TWO DOCUMENTS**



Statement of Results
ENGLISH FOR SPEAKERS OF OTHER LANGUAGES

Reference No. 113ES0245001 Candidate Name A.N. EXAMPLE Score **73/100** Session March (A6) 2011

To be quoted on all correspondence Place of Entry MADRID

Qualification: **CERTIFICATE IN ADVANCED ENGLISH** Score 73/100 Result **PASS AT GRADE C**

Candidate Profile

**Result
Grade C**

Candidate Profile						
Exceptional						
Good	Reading					
Borderline	Writing	Use of English	Listening			
Weak				Speaking		

Results	Score
Grade A	80 to 100
Grade B	75 to 79
Grade C	60 to 74
Level B2	45 to 59
Below Level B2	0 to 44

The Certificate in Advanced English (CAE) is a general proficiency examination at Level C1 in the Council of Europe's Common European Framework of Reference. It is at Level 2 in the UK National Qualifications Framework (NQF).

CEFR Level	NQF Level	Examination	Results	Score
C2	3	Certificate of Proficiency in English (CPE)	Grade A	80 to 100
C1	2	Certificate in Advanced English (CAE)	Grade B	75 to 79
B2	1	First Certificate in English (FCE)	Grade C	60 to 74
B1	Entry 3	Preliminary English Test (PET)	Level B2	45 to 59
A2	Entry 2	Key English Test (KET)	Below Level B2	0 to 44
A1	Entry 1		Other	0 to 44

Interpretation of results
Grade C covers the range of ability from a borderline pass to good achievement at the level. Grade B indicates the range of good achievement up to Grade A, which demonstrates an ability at Council of Europe Level C2. Level B2 covers the range of ability between weak and borderline.

The total number of marks available in the examination is 200. Marks out of 200 are converted to a standardised score out of 100.

THIS IS NOT A CERTIFICATE

Cambridge ESOL reserves the right to amend the information given before the issue of certificates to successful candidates.

04/07/2011 UNIVERSITY of CAMBRIDGE ESOL Examinations



Results for computer based exam – **2 weeks**

Results for paper based exam – **4 weeks**



EVERY CANDIDATE RECEIVES A **CONFIRMATION OF ENTRY**

Results information

Your results will be available on 26 July 2011 at 10:00 (UK time).

To access your results you can register now at <http://cambridgeesol-results.org/> with the following information:

ID Number: ABC123456

Secret Number: 1973

You can pass these details on to organisations who wish to verify your results at <http://verification.cambridgeesolonline.org>

Cambridge English
Advanced

Find out more

Cambridge English
Advanced



www.cambridgeenglish.org/advanced



www.facebook.com/CambridgeCAE



www.youtube.com/CambridgeEnglishTV



www.cambridgeenglish.org/recognition



www.cambridgeenglish.org/candidates



Questions and answers

THANK YOU!



www.facebook.com/CambridgeCAE