


Fun and achievement for young learners:

Teaching reading and writing skills




Who are you?

- A. I'm a teacher.
- B. I'm the co-ordinator/director of studies.
- C. I'm a learner.
- D. I'm a parent.



Where are you?

Cambridge English Language Assessment exam centres

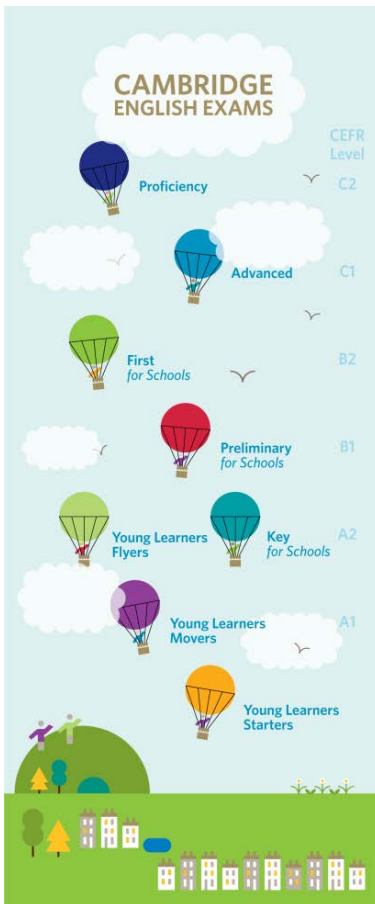


Fun and achievement for young learners:


Teaching reading and writing skills



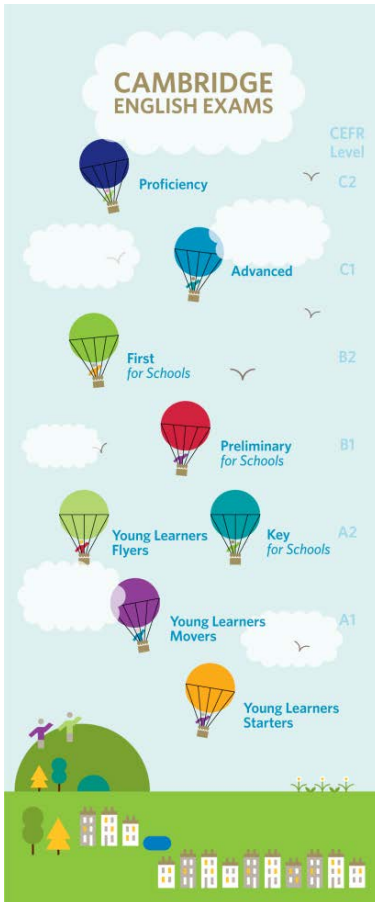
Exams and CEFR levels




- *Cambridge English: Young Learners (YLE)*
- *Cambridge English: Key (KET) for Schools*
- *Cambridge English: Preliminary (PET) for Schools*
- *Cambridge English: First (FCE) for Schools*
- *Cambridge English: Advanced (CAE)*
- *Cambridge English: Proficiency (CPE)*






Exams and CEFR levels



- A. *Cambridge English: Starters*
- B. *Cambridge English: Movers*
- C. *Cambridge English: Flyers*
- D. All of the above




New graphics for 2014



Tests on computer and iPad

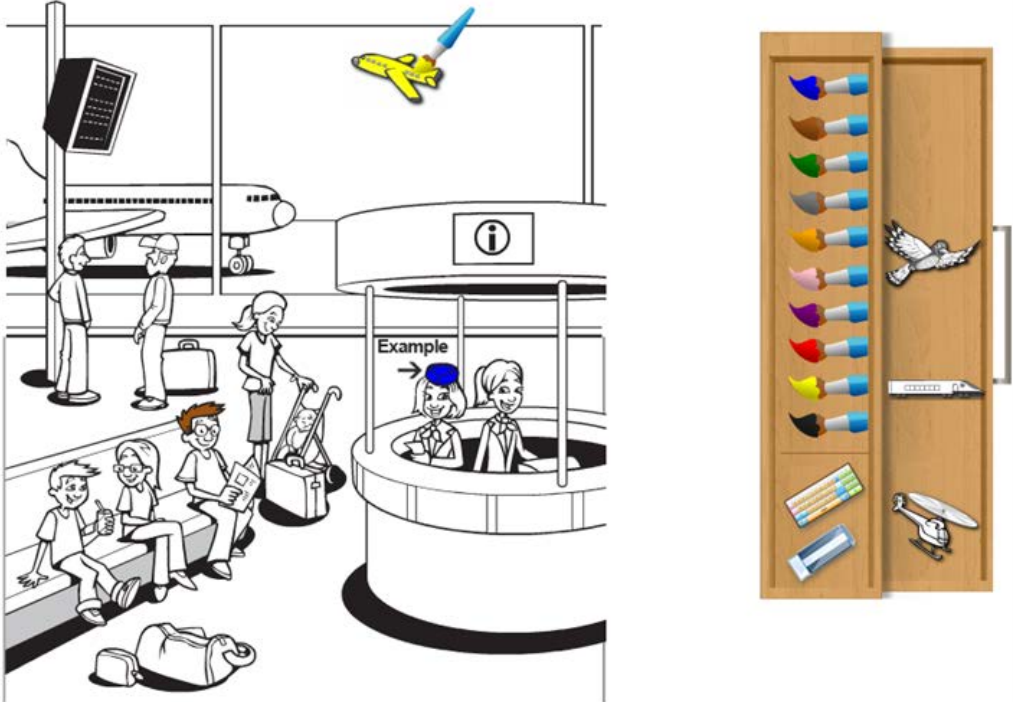


- enjoyable activities, attractive illustrations and familiar topics
- the latest child-friendly technology
- faster results




Downloadable sample test

Part 5
- 5 Questions -
Listen and look at the example. Then listen and colour and write.




Listening


1 2 3 4 5




Interactive games




Word list picture books



Word List Picture Books for
Movers and Flyers coming
soon!




Other new developments coming soon for *Cambridge English: Young Learners*



- Revised Sample Test Booklet
- Speaking test video
- Speaking test activities for parents
- Information for Candidates and Parents

www.cambridgeenglish.org/younglearners





Aims of this session

- to explore ideas of motivation
- to examine the testing of reading and writing in *Cambridge English: Young Learners*
- to share practical ideas on how to make preparation for *Cambridge English: Young Learners* tests fun and motivating




To motivate =

- to stimulate the




To motivate =

- to stimulate the **interest of someone**



To motivate =

- to stimulate the **interest of someone**
- to cause someone to



To motivate =

- to stimulate the **interest of someone**
- to cause someone to **want to do something**



To motivate =

- to stimulate the **interest of someone**
- to cause someone to **want to do something**


curious

amused

intrigued


challenged

entertained



Motivating activities

- games
- songs
- stories
- movement
- pictures
- working together
- problem-solving




Motivating activities

- games
- songs
- stories
- movement
- pictures
- working together
- problem-solving
- a positive classroom environment
- praise
- opportunities for risk




What don't children enjoy?

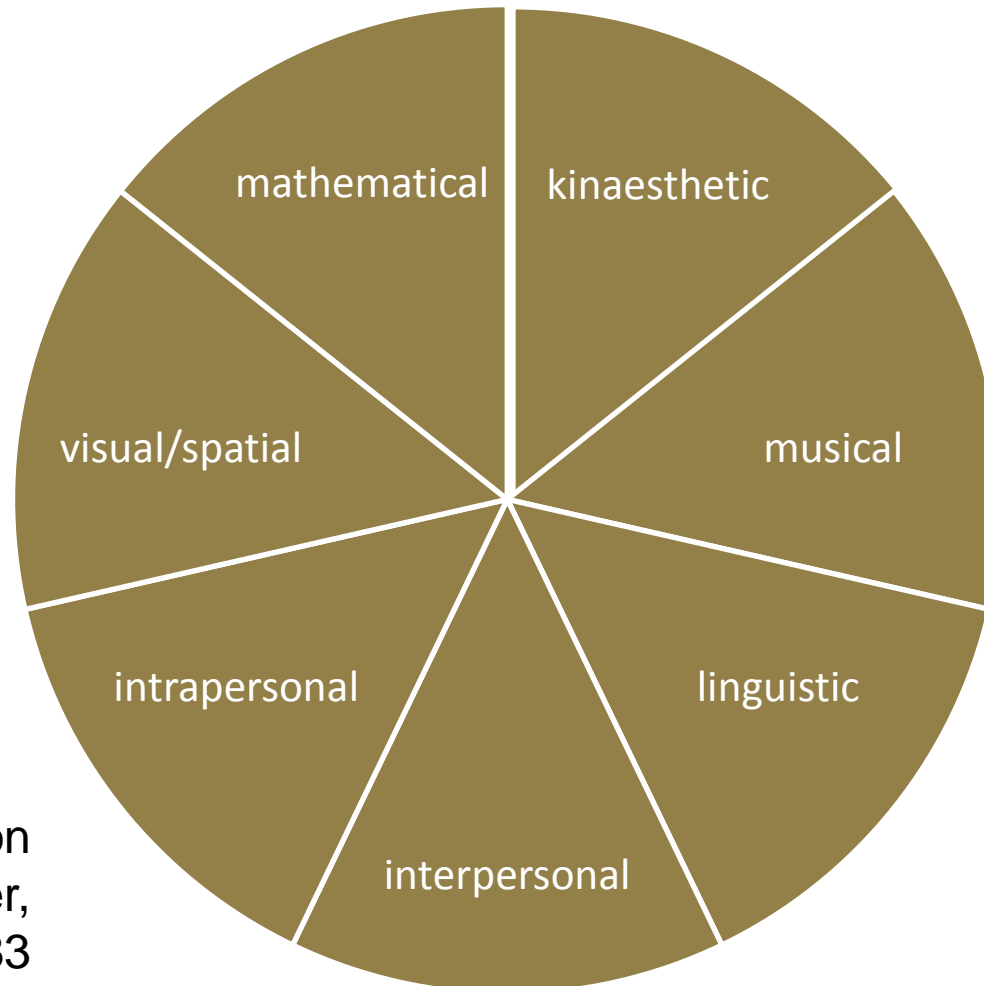


What don't children enjoy?

- working alone
- doing grammar exercises
- listening to others in the class
- reading aloud
- doing tasks that are too easy
- doing tasks that are too difficult



Theory of Multiple Intelligences




based on
Howard Gardner,
1983




John Atkinson's theory of motivation

- *All individuals can be characterised by two learned drives, a motive to approach success and a motive to avoid failure.*
- From: *A Will to Learn*, Martin V. Covington, Cambridge University Press




success-
oriented
approach



Cambridge English Young Learners

Cambridge Young Learners English (YLE)



- There are three levels of test:
- Cambridge English: Starters
 - Cambridge English: Movers
 - Cambridge English: Flyers

achievable tasks


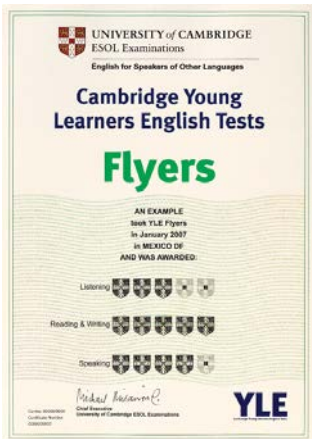
Cambridge English:
Young Learners

success-
oriented
approach

progressively more
difficult

collaboration

support



Cambridge English: Starters Reading & Writing Part 1

Part 1

- 5 questions -

Look and read. Put a tick (✓) or a cross (X) in the box.
There are two examples.

Examples



This is a flower.



This is a goat.



Questions

1



This is a lizard.



2



This is a bike.



3



This is a pineapple.



4




This is a television.



5



This is a guitar.



Cambridge English: Starters Reading & Writing Part 1

Part 1

– 5 questions –

Look and read. Put a tick (✓) or a cross (X) in the box.
There are two examples.

Examples



This is a flower.



This is a goat.



Questions

1



This is a lizard.



2



This is a bike.



3



This is a pineapple.



4



This is a television.



5



This is a guitar.



1. What skills are being tested in this part of the test?



Cambridge English: Starters Reading & Writing Part 1

Part 1

- 5 questions -

Look and read. Put a tick (✓) or a cross (X) in the box.
There are two examples.

Examples



This is a flower.



This is a goat.



Questions

1



This is a lizard.



2



This is a bike.



3



This is a pineapple.



4



This is a television.




5



This is a guitar.



2. What do students have to do in this part of the test?



Cambridge English: Starters Reading & Writing Part 1


Part 1 - 5 questions -

Look and read. Put a tick (✓) or a cross (X) in the box.
There are two examples.

Examples



This is a flower.



This is a goat.

Questions

1



This is a lizard.

2



This is a bike.

3



This is a pineapple.

4



This is a television.

5




This is a guitar.

3. How motivating do you think this task is?



Practising reading skills for Cambridge English: Starters Part 1

- Picture-matching
- Realia-matching
- Pelmanism
- Bingo
- Labelling a picture

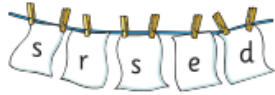


Cambridge English: Starters Reading & Writing Part 3

Example



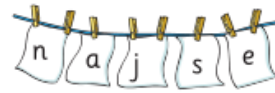
d r e s s



Questions

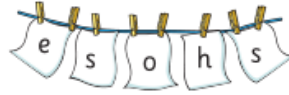
1





2





3





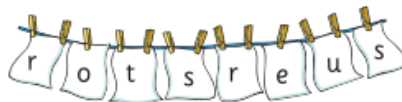
4





5



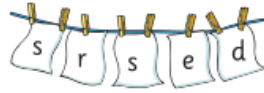


Cambridge English: Starters Reading & Writing Part 3

Example



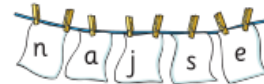
d r e s



Questions

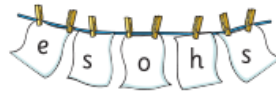
1





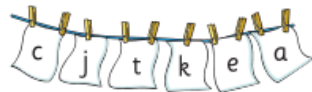
2





3





4





5





5

Focus:

- correct spelling

Children have to:

- rearrange jumbled letters to spell individual words

Motivation is through:


- the puzzle
- the challenge
- support
- limited amount of writing needed.



Classroom idea: Cambridge English: Starters Part 3




1. Each group of children has a set of letters.
2. Choose one picture. Tell the children which letters they will need. They must see if they can make a word.
3. Show the flashcard. The groups make the word, spelling it correctly.
4. Check the spelling, focusing on patterns, e.g. *-ou* in *trousers*; *-oe* in *shoe*.
5. Repeat with five or six other words.
6. Children find the word which connects the picture and spell it (*clothes*).

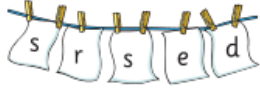


Cambridge English: Starters Reading & Writing Part 3

Example




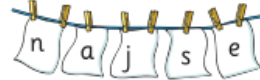
d r e s s




Questions

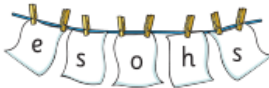
1






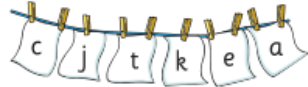
2







3






4






5



5

Classroom ideas:

- spelling games
- hangman
- word searches
- picture crosswords
- Pelmanism
- matching games



Cambridge English: Movers Reading & Writing Part 2

Part 2 – 6 questions –

Look and read. Write **yes** or **no**.




Examples

There are five white towels in the bathroom. yes

The two smallest bears are washing their faces. no

Questions

- 1 A big brown bear is having a shower.
- 2 There are some glasses below the mirror.
- 3 The yellow bear is fatter than the blue bear.
- 4 There are four toys in the bath.
- 5 There are lots of boxes in the cupboard.
- 6 The floor is wet and there is a toothbrush on it.



Cambridge English: Movers Reading & Writing Part 2

Part 2
- 6 questions -

Look and read. Write **yes** or **no**.



Examples

There are five white towels in the bathroom. yes

The two smallest bears are washing their faces. no

Questions

- 1 A big brown bear is having a shower.
- 2 There are some glasses below the mirror.
- 3 The yellow bear is fatter than the blue bear.
- 4 There are four toys in the bath.
- 5 There are lots of boxes in the cupboard.
- 6 The floor is wet and there is a toothbrush on it.

1. What skills are being tested in this part of the test?



Cambridge English: Movers Reading & Writing Part 2

Part 2
- 6 questions -

Look and read. Write yes or no.



Examples


There are five white towels in the bathroom. yes

The two smallest bears are washing their faces. no

Questions

- 1 A big brown bear is having a shower.
- 2 There are some glasses below the mirror.
- 3 The yellow bear is fatter than the blue bear.
- 4 There are four toys in the bath.
- 5 There are lots of boxes in the cupboard.
- 6 The floor is wet and there is a toothbrush on it.

2. What do students have to do in this part of the test?



Cambridge English: Movers Reading & Writing Part 2

Part 2
– 6 questions –

Look and read. Write **yes** or **no**.



Examples

There are five white towels in the bathroom. yes

The two smallest bears are washing their faces. no

Questions

1 A big brown bear is having a shower.

2 There are some glasses below the mirror.

3 The yellow bear is fatter than the blue bear.

4 There are four toys in the bath.

5 There are lots of boxes in the cupboard.

6 The floor is wet and there is a toothbrush on it.

3. How motivating do you think this task is?



Practising reading skills for Cambridge English: Movers Part 2

- Move from simple phrases to more complex sentences
- Label the picture
- Practise prepositional phrases, actions and comparatives
- True/false games with phrases or sentences
- Correct 'mistakes' in sentences



Cambridge English: Flyers Reading & Writing Part 4

Part 4

– 6 questions –

Read the story. Choose a word from the box. Write the correct word next to numbers 1–5. There is one example.



My aunt went on holiday last month but she couldn't take her cat, Tiger, to a hotel with her, so he stayed with us. My aunt gave us some food for Tiger and Mum put it in the hall. Most of the time, Tiger enjoyed (1) in our garden, but at dinner time he always came into the hall to eat. On Saturday afternoon, Mum said to me, "Can you give Tiger his food today because I have to go out?" "Of course, Mum," I answered and at five o'clock I went (2) to call him. "Tiger! Tiger! Time to eat!" But he didn't come. I wanted to watch a TV programme in the living room so I (3) a window for Tiger to come in. Ten minutes later, I heard something strange and I (4) into the hall. When I got there, Tiger and three other cats from our street were all eating their dinner from his (5) !


example	month	sleep	outside	torch	ran
	ready	closed	bowl	sleeping	opened

(6) Now choose the best name for the story.

Tick one box.


- Tiger goes to a hotel
- Tiger's dinner party
- Tiger runs away

1. What skills are being tested?
2. What do children have to do?
3. How motivating do you think this task is?



Practising reading skills for Cambridge English: Flyers Part 4

- Read for pleasure
- Match pictures to texts, or parts of texts
- Think about meaning first
- Do multiple-choice activities
- Spot the wrong word
- Gapped texts with cards



Cambridge English: Flyers Reading & Writing Part 7

Part 7 – 5 questions –

Read the letter and write the missing words. Write one word on each line.



Dear Camera Club,

Example

I have read*about*..... the competition in your magazine.

- 1 I am sending you a photo that I with my
- 2 camera in London last year. The picture is
- 3 "Sea of Umbrellas". That day very wet, so
- 4 everyone had an umbrella. It looked like a sea of umbrellas.
- 5 Please can you send it back to me you have
- 6 finished with it? I have written my name and address
- 7 the back.

from

Harry Green



Cambridge English: Flyers Reading & Writing Part 7

Part 7
– 5 questions –

Read the letter and write the missing words. Write one word on each line.



Dear Camera Club,

Example

I have read*about*..... the competition in your magazine.


- 1 I am sending you a photo that I with my
- 2 camera in London last year. The picture is
- 3 "Sea of Umbrellas". That day very wet, so
- 4 everyone had an umbrella. It looked like a sea of umbrellas.
- 5 Please can you send it back to me you have
- 6 finished with it? I have written my name and address
- 7 the back.

from
Harry Green



Differences from Part 4


- no answer options
- shorter text
- different text type
- lexical and grammatical focuses



Cambridge English: Flyers Reading & Writing Part 7

Part 7
– 5 questions –

Read the letter and write the missing words. Write one word on each line.



Dear Camera Club,

I have read*about*..... the competition in your magazine.

1 I am sending you a photo that I with my

2 camera in London last year. The picture is

3 "Sea of Umbrellas". That day very wet, so

4 everyone had an umbrella. It looked like a sea of umbrellas.

5 Please can you send it back to me you have

finished with it? I have written my name and address

..... the back.

from

Harry Green



Differences from Part 4

- no answer options
- shorter text
- different text type
- lexical and grammatical focuses

Similarities with Part 4



Cambridge English: Flyers Reading & Writing Part 7

Part 7
– 5 questions –

Read the letter and write the missing words. Write one word on each line.




Dear Camera Club,

I have read*about*..... the competition in your magazine.

1 I am sending you a photo that I with my
2 camera in London last year. The picture is
3 "Sea of Umbrellas". That day very wet, so
everyone had an umbrella. It looked like a sea of umbrellas.

4 Please can you send it back to me you have
finished with it? I have written my name and address
5 the back.

from
Harry Green




Differences from Part 4

- no answer options
- shorter text
- different text type
- lexical and grammatical focuses


Similarities with Part 4

- pictures for support
- familiar and appealing topic



Today we discussed ...

- ideas on motivation
- how reading and writing is tested in *Cambridge English: Young Learners*
- practical ideas on how to make preparation for the tests fun and motivating





Teaching Support website

- Information about all Cambridge English Language Assessment examinations and teaching qualifications
- Teaching resources for each part of each exam
- Lots more features to support teachers



www.cambridgeenglish.org/teach




Teaching Support website

Lots of free materials including:

[Posters and worksheets](#)

[Picture bank](#)

[Sample papers](#)



www.cambridgeenglish.org/teach



Cambridge English Teacher

Online
Professional
Development

- **Courses**
Earn a certificate from Cambridge.
- **Webinars**
Interact with expert trainers.
- **Knowledge**
Articles with industry-leading ideas.

Join at

www.CambridgeEnglishTeacher.org

Cambridge English Teacher

Relevant courses

- How to teach *Cambridge English: Young Learners*
- Teaching Primary Learners Communicatively
- Teaching Writing – out in October

www.CambridgeEnglishTeacher.org

Cambridge English Teacher

Relevant webinar and article

- Webinar recording – “Thinking outside the box – making young learners’ exams fun” by Julie Dawes
- Article – “Digital Storytelling Tools for young learners” by Ozge Karaoglu Ergen


www.CambridgeEnglishTeacher.org

Courses



www.cambridge.org/elt/exams

Practice tests



www.cambridge.org/elt/exams

Our preparation materials are unique

- Internationally recognised authors
- Experts in teaching, learning and assessment
- Based on research into real exam candidates' answers and the mistakes they make



Official Support

- Shop for official preparation materials:
 - Cambridge English Language Assessment
www.cambridgeenglish.org/prepare-and-practise
 - Cambridge University Press
www.cambridge.org/elt/exams
- Free resources and information:
 - Teachers www.teachers.cambridgeenglish.org
 - Candidates www.cambridgeenglish.org
 - Recognising organisations
www.cambridgeenglish.org/recognition



Further information

**First, First for Schools and Advanced updates
November 11th & 13th 2013**

**University of Cambridge
Cambridge English Language Assessment
1 Hills Road, Cambridge, CB1 2EU, UK
Tel: +44 (0)1223 553997
Fax: +44 (0)1223 553621
Email: helpdesk@cambridgeenglish.org**

**Keep up to date with what's new via the
Cambridge English Language Assessment website:
www.cambridgeenglish.org**

**For information on Cambridge English webinars for teachers:
www.cambridgeenglish.org/webinars**

