

B1 Preliminary for Schools Reading Part 1 – Teacher’s notes

Description

Students look at some Part 1 notices and signs and answer gist questions about them. They then discuss what Part 1 of the test involves. They do a Part 1 task then complete an activity which focuses on synonyms and different ways of expressing the same information.

Time required:	45 minutes
Materials required:	<ul style="list-style-type: none"> ▪ Student handout ▪ Sample task Part 1
Aims:	<ul style="list-style-type: none"> ▪ to introduce Part 1 ▪ to analyse the types of text used and to practise answering some Part 1 questions

Procedure

1. Ask students what they know about Part 1, then explain that it tests candidates’ understanding of short texts such as authentic notices and signs, packaging information, notes, emails, etc.
2. Give students the **handout**. Ask them to fill in the table below each message. They can work alone or with a partner if they prefer.
3. Whole class check (see **Answer key**).
4. Hand out the Part 1 **sample task**. Explain that Part 1 is always a multiple-choice task with three options. Direct students to the instructions and check they understand that they must choose one option (letter) and write it on the answer sheet.
5. Elicit how to approach Part 1 by asking the following questions:
 - Should you read the text or the three options first? (the text)
 - After choosing an answer, should you go straight on to the next question? (no, you should look at the text again and check your answer)
 - What should you do with the other two options? (these are the ‘distractors’, i.e. words or phrases which may look like the correct answer but aren’t. You should check that they are wrong by looking at the text again carefully.)
6. Ask students to look at question 1 on the sample paper and go through the following procedure with it:
 - a. Read the text first and think about its meaning.
 - b. Read the three options and choose one.
 - c. Re-read the text and check your answer, thinking about why it is correct (groups of four or more – *groups of more than three*, previous arrangement – *contact before arriving*).

English Qualifications

To confirm, think about why the other two options are incorrect (A – *all campers in advance*, no – just groups of four or more; B – *groups not allowed*, allowed if there is previous arrangement).

7. Ask students to do questions 2– 5 alone, following the same procedure as above.
8. To help students work out if they have chosen the right answer, turn to Activity 2 and look at the first exercise. Ask students to match the phrases from the texts (in column A) with the correct answer choice for each question.
9. Explain or elicit what synonyms and paraphrasing are and tell students that these are used widely in B1 Preliminary for Schools papers. Ask students to identify examples of these in the paired sentences in Activity 2.
10. Students check in pairs.
11. Whole class check of the sample task answers, the use of synonyms and paraphrasing in the answers and why the other two options are incorrect for each question too (see **Answer key**).
12. Review the procedure for doing Part 1 by asking students to recap what they do in this section (see step 6 above). You could put the steps in a random order on the board and get students to order them correctly.

Suggested follow-up activities:

1. For homework, ask students to collect examples of English signs, notices and messages, or examples in their own language which the teacher translates.
2. Display these in the classroom.
3. From time to time, use these texts plus any you collect as well to make similar Part 1 tasks for students.

Answer key

Student handout 1

1.

Who is the message from?	The campsite manager
Who is the message for?	The public
Where might you see it?	At the campsite reception
What is the situation?	You need to contact the campsite if you are visiting in a group of four or more people.

2.

Who is the message from?	The organiser of the trip
Who is the message for?	Students who booked the Oxford trip
Where might you see it?	In the students' email inbox
What is the situation?	There is deadline by when students must pay for the trip to have a place.

3.

Who is the message from?	Sports teacher, headteacher
Who is the message for?	Students
Where might you see it?	On a school notice board
What is the situation?	Students need to sign if they want to participate in the school sports day.

4.

Who is the message from?	Drama teacher, director of the play
Who is the message for?	Students
Where might you see it?	On a school notice board
What is the situation?	The director is looking for more actors for the school play.

5.

Who is the message from?	Biology teacher
Who is the message for?	Students
Where might you see it?	On students' phones
What is the situation?	The teacher reminds students to bring their notes to the next class.

Sample task

Incorrect answers and explanations are in brackets

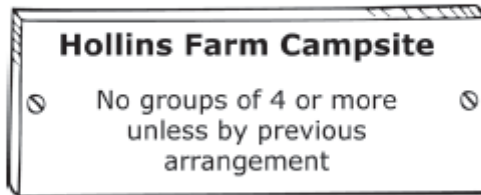
1. C (A – just groups of four or more; B – groups are allowed if there is previous arrangement).
2. A (B – the number of places is not mentioned in the email, C – students have already registered; they have places on the trip, they just haven't paid for them yet).
3. B (A – you do not need permission, you can sign yourself, C – if you write your name, you will participate not get more information).
4. A (B – experience is not essential, so you can participate even if you don't have it, C – the notice is about looking for new actors, not a new director, there is no mention of who will be giving the training).
5. C (A – students must bring previous notes, the notice doesn't say anything about notes being taken in this week's experiment, B – students are asked to bring their work, not check it).

Student handout 2

A	B
No groups of four or more unless by <u>previous arrangement</u>	<u>contact</u> the campsite <u>before</u> arriving
<u>By</u> Wednesday lunchtime at the latest	those who don't pay <u>punctually</u>
You are permitted to <u>enter</u> no more than two races	limit the number of sports day races you <u>take part in</u>
Actors urgently <u>required</u>	It is <u>essential to have</u> more actors
Bring <u>last term's</u> work to the lesson	look at <u>previous</u> work

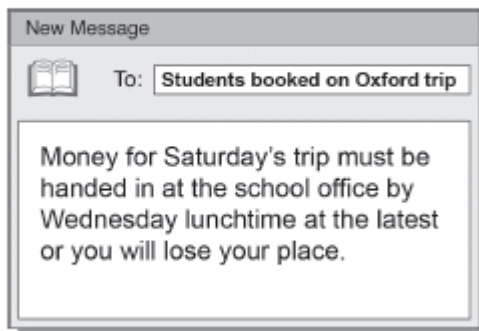
1. Read each of the texts below carefully and fill in the table with the correct information from the text.

1



Who is the message from?	
Who is the message for?	
Where might you see it?	
What is the situation?	

2



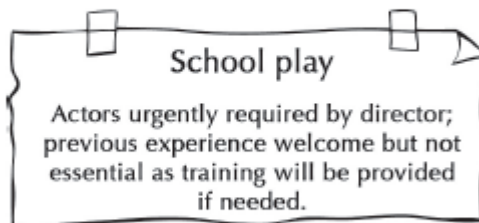
Who is the message from?	
Who is the message for?	
Where might you see it?	
What is the situation?	

3



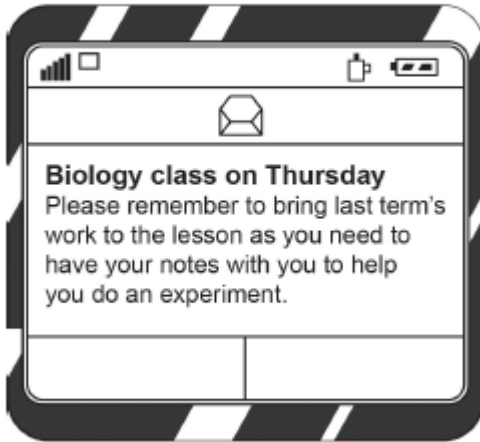
Who is the message from?	
Who is the message for?	
Where might you see it?	
What is the situation?	.

4



Who is the message from?	
Who is the message for?	
Where might you see it?	
What is the situation?	.

5



Who is the message from?	
Who is the message for?	
Where might you see it?	
What is the situation?	.

Match the sentences taken from the texts (in column A) to one of the answer choices for each question. Write the answer choice in column B.

A	B
No groups of 4 or more unless by <u>previous arrangement</u>	1.
<u>By</u> Wednesday lunchtime at the latest	2.
You are permitted to <u>enter</u> no more than two races	3.
Actors urgently <u>required</u>	4.
Bring <u>last term's</u> work to the lesson	5.

For each pair of sentences in the table above, underline the paraphrasing or synonyms (words which mean the same thing) that you can find in both sentences, for example, *in good condition* and *works perfectly*.

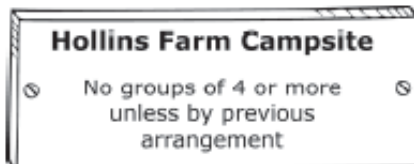
B1 Preliminary for Schools Reading Part 1

Sample task

Questions 1 – 5

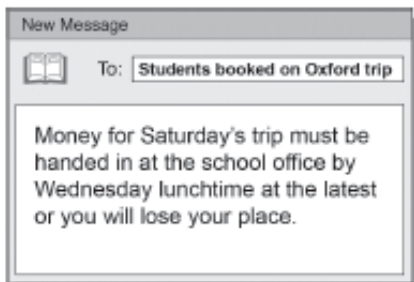
For each question, choose the correct answer.

1



- A All campers must reserve a place in advance.
- B Groups bigger than four are not allowed on this site.
- C Groups of more than three should contact the campsite before arriving.

2



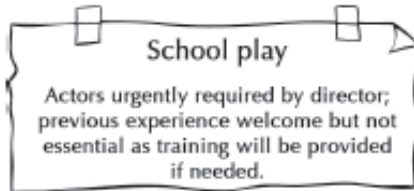
- A Those who don't pay punctually won't be able to go to Oxford.
- B There are very few places left on the Oxford trip.
- C This is the last chance for students to register for the Oxford trip.

3



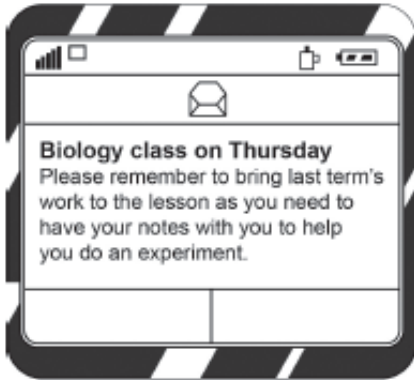
- A You must have signed permission to take part in sports day.
- B You have to limit the number of sports day races you take part in.
- C You need to write your name here to get more information about sports day.

4



- A It is essential to have more actors even if they haven't acted before.
- B It is important for all actors to have training before being involved in the play.
- C It is necessary to find a new director to train the actors.

5



- A Students must write detailed notes on this week's experiment.
- B Students should check that their work last term was done accurately.
- C Students need to look at previous work while doing an experiment.